

## Browser Settings for Microsoft Internet Explorer 7 (1/ 4)

The browser settings are an important component of the successful administering of the exam. Always use the latest versions or service packs, please.

To test the settings, be sure to visit a demo exam, which mimics in every way the actual exam. You will find examples at <http://www.lplus.de>, menu "**TestStudio**", selection "**IHK example exams**"

### General Settings

---

**Pop-up Blocker** must be deactivated.

Be aware of additional **Pop-up Blockers** installed as browser add-ons (i.e. Google-Toolbar, etc.).

**Javascript** must be active.

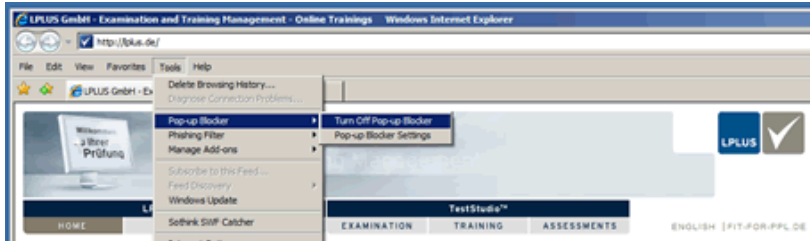
**Session-Cookies** must be allowed.

**Content-Filter** or the like (i.e. Adblock for Firefox) must not interfere with the communication.

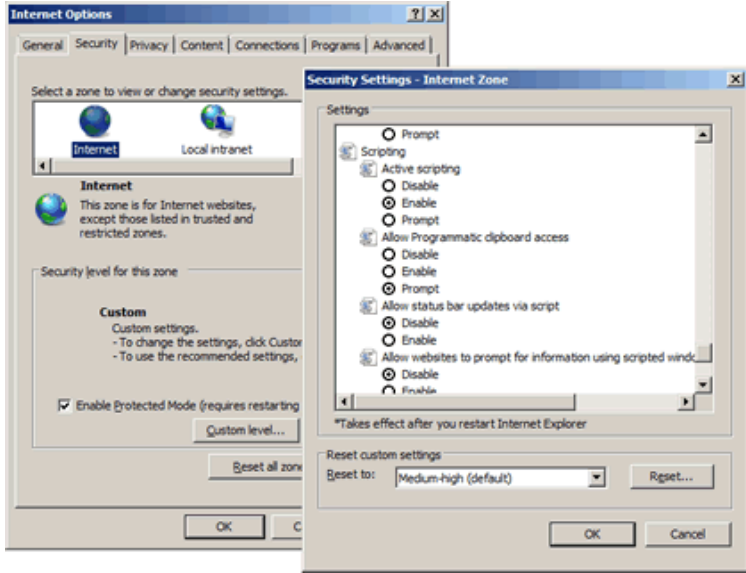
**Browser-specific settings:**

## Browser Settings for Microsoft Internet Explorer 7 (2/ 4)

Deactivate Pop-up Blockers:



Activate JavaScript:

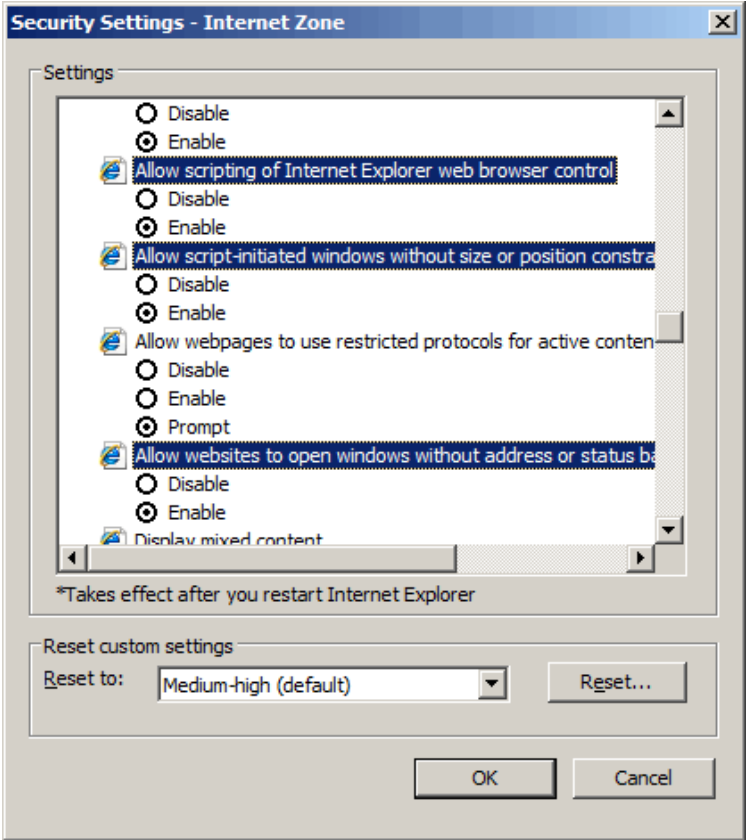


The image shows two screenshots from Microsoft Internet Explorer 7. The top screenshot shows the browser window with the 'Tools' menu open, highlighting 'Pop-up Blocker' and 'Turn Off Pop-up Blocker'. The bottom screenshot shows the 'Internet Options' dialog box with the 'Security' tab selected. The 'Internet' zone is selected, and the 'Security Settings - Internet Zone' dialog is open, showing various settings for Active scripting, Allow Programmatic clipboard access, Allow status bar updates via script, and Allow websites to prompt for information using scripted windows. The 'Scripting' section is expanded, and 'Active scripting' is set to 'Prompt'.

### Browser Settings for Microsoft Internet Explorer 7 (3/ 4)






Internet Explorer 7

Activate fullscreen display:



**Security Settings - Internet Zone**

Settings

- Disable
- Enable
-  Allow scripting of Internet Explorer web browser controls:
  - Disable
  - Enable
-  Allow script-initiated windows without size or position constraints:
  - Disable
  - Enable
-  Allow webpages to use restricted protocols for active content:
  - Disable
  - Enable
  - Prompt
-  Allow websites to open windows without address or status bar:
  - Disable
  - Enable
-  Display mixed content

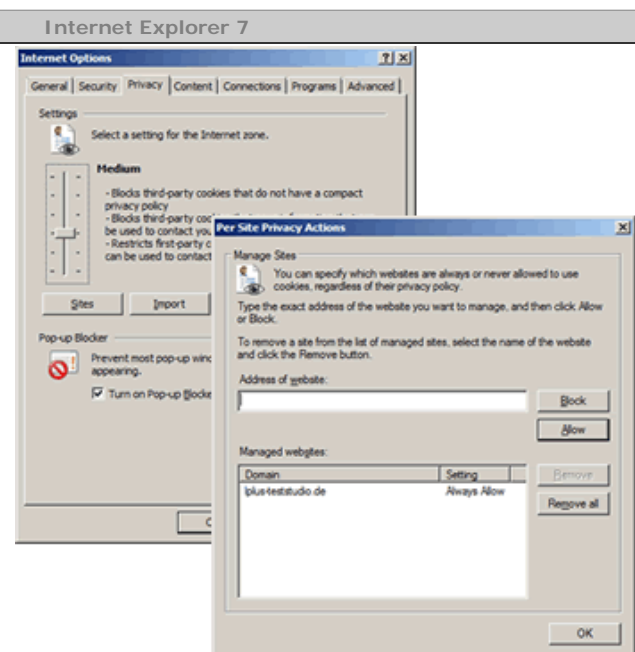
\*Takes effect after you restart Internet Explorer

Reset custom settings

Reset to:

## Browser Settings for Microsoft Internet Explorer 7 (4/ 4)

Allow Session-Cookies:



The screenshot shows the Internet Options dialog box in Internet Explorer 7, with the Privacy tab selected. The privacy level is set to Medium. Below the privacy level, there are checkboxes for 'Prevent most pop-up windows from appearing' and 'Turn on Pop-up Blocker'. The Per Site Privacy Actions dialog box is also visible, showing a list of managed websites with the domain 'lplus-teststudio.de' and the setting 'Always Allow'.